


FOR VISUAL READERS
TOON BOOKS®

DOWNLOADABLE FROM TOON-BOOKS.COM



Maya Makes a Mess

by Rutu Modan

Hardcover: 978-1-935179-17-7


SUBMITTED BY J.D. HO

AUTHOR AND CHILDREN'S BOOK REVIEWER

Lexile Level = GN 204

Guided Reading Level = J

Overview	Like film, comics use a visual language to convey information. In <i>Maya Makes a Mess</i> , the artist shows large scenes with lots of characters, as well as “close ups” with hilarious details and facial expressions. Students will learn to recognize comic features before they have fun making a short comic of their own!
Subject	English Language Arts
Grade Level	1-2
Suggested Time	45 minutes
Objectives	Students will share and reflect about differences in dinner routines, be able to recognize narrative sequence on pages where there are multiple panels, and draw a short comic.
Before Reading	<p>1. Ask students about their dinner routines. What do they eat? Do they eat in front of the TV or at the table? Who eats with them? Ask students if they have ever had to eat somewhere very fancy. Assuming no one in the class is royalty, are there still big differences in how everyone eats?</p> <p>2. Preview <i>Maya</i> by showing the format. Some pages are like a more traditional picture book, with one image on the page. Others, like page 6 or page 7, are in panels, which can be read left to right and top to bottom like a paragraph.</p>
During Reading	<p>1. Talk about the direction of reading a multi-panel page. For instance, what happens on page 12 and in what order? What clues does the artist give us? (For example, Maya drinks the juice after the flight attendant brings it.) A comic page is very similar to a page in a book with paragraphs, and it is almost always read left to right and top to bottom.</p> <p>2. Different sized panels do different things in the story. When you look at pages 18 and 19, what kinds of information do you get from the big panels with the waiters and the food? What kinds of information do you get from the small panel showing Maya looking at her fancy napkin? The big panels in this spread are very cluttered, but the small panel focuses on Maya's face. How do you feel when you look at the waiters and food? Is your reaction the same as Maya's? Small panels often allow us to see something up close, like a character's expression or emotions. Another example is the spread on page 12-13. Or page 24.</p>
After Reading	<p>1. Talk about what makes this story funny. Sometimes things are out of place, like an airplane in the backyard or Maya wearing a hoodie and socks to the Queen's palace. Are there other funny examples of things that are out of place? What about page 21? Do you think all the things on the table belong together?</p> <p>2. Compare Maya's kitchen/dining room (page 5) with the Queen's dining room (the spread on pages 16 and 17). What are similarities and differences? Does the Queen have pets or parents? Does Maya have servants or fancy dishes? Use comparison circles to make lists of what is in the dining rooms. If Maya's dining room and the Queen's have something in common, list it in the area of overlap.</p> <p>3. Draw a short comic (one page) that uses a large panel to show a situation and small panel(s) to show your character's facial expressions or funny details that we might miss while looking at the big picture.</p>



WWW.TOON-BOOKS.COM

© and ™ 2011 RAW Junior, LLC, all rights reserved

FOR VISUAL READERS
TOON BOOKS®




MAYA MAKES A MESS ACTIVITY SHEET

Name: _____

Date: _____

Draw a short comic that uses a large panel to show a situation and small panels to show your character's facial expressions or funny details that we might miss while looking at the big picture.

Example:



MAYA Makes a Mess

ISBN: 978-1-935179-17-7, \$12.95

WWW.TOON-BOOKS.COM

© and ™ 2011 RAW Junior, LLC, all rights reserved